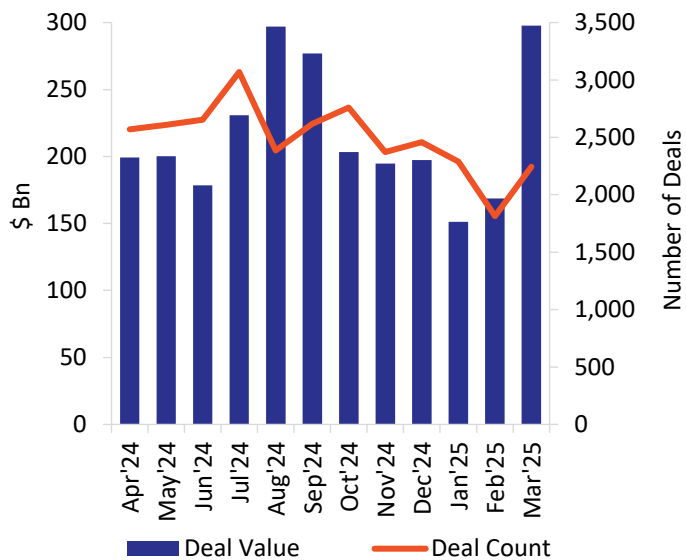


Global M&A Activity

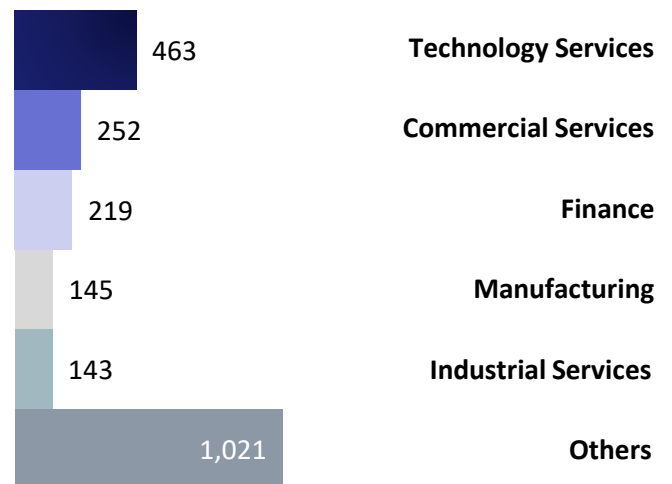
March 2025

Global Deals by Value and by Count



Most Active Sectors

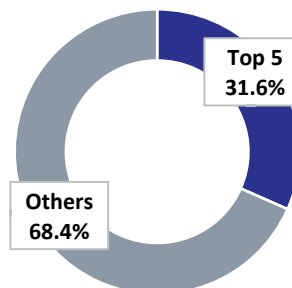
By Deal Count



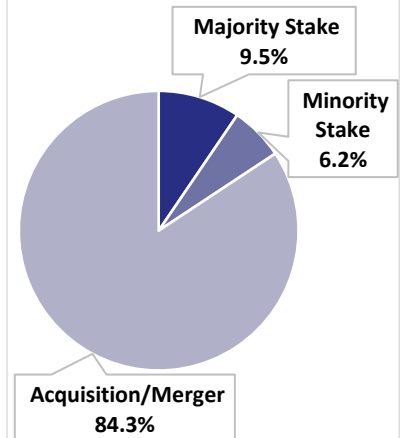
Top Global Deals

- Wiz, Inc. (USA)**
Technology Services
 Buyer: Google LLC
 \$32.0 Bn
- Walgreens Boots Alliance, Inc. (USA)**
Retail Trade
 Buyer: Sycamore Partners Management
 \$23.7 Bn
- Panama Ports Co. SA (Panama)**
Transportation
 Buyer: Terminal Investment Ltd. SARL
 \$20.5 Bn


Top 5 Deals of Overall Value



Deals by Type of Overall Value



Regions by Deal Value



- North America** led M&A activity with **\$184.4 Bn**, followed by **Europe** at **\$49.2 Bn**, primarily driven by deals in the **technology** and **finance** sectors
- APAC** recorded **\$39.4 Bn** in deal value, led by the **retail** sector, while **the Middle East and Africa**, and **South America** recorded **\$2.7 Bn** and **\$21.9 Bn**, focusing on the **transportation** and **utility** sectors

Sources: Proprietary Financial Database, Benori Custom Research (Data is collated on a monthly basis unless stated otherwise)

* Includes British Overseas Territory