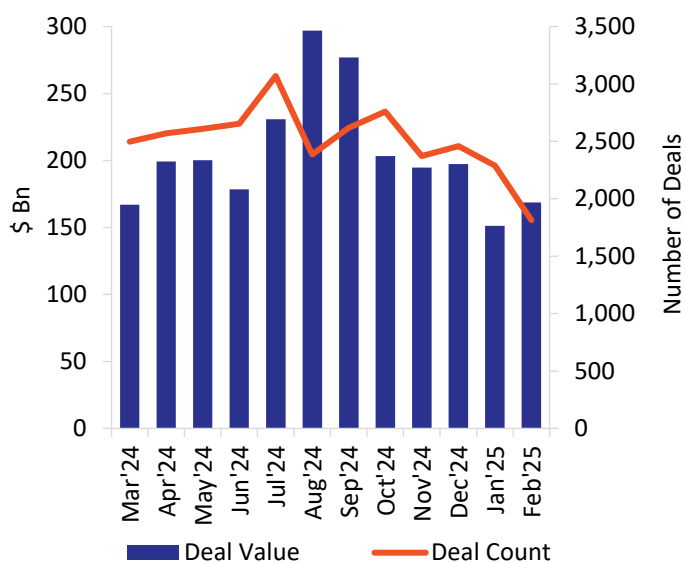


Global M&A Activity

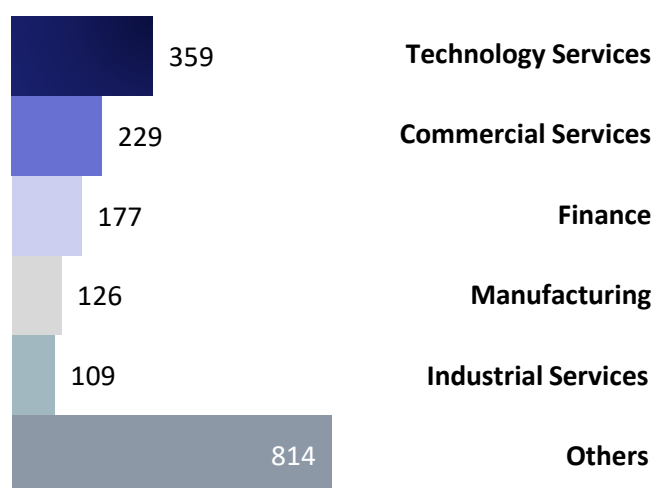
February 2025

Global Deals by Value and by Count



Most Active Sectors

By deal count



Top Global Deals



Innergex Renewable Energy (Canada)

Utilities

Buyer: CDPQ

\$6.6 Bn



Subsea 7 SA (UK)

Industrial Services

Buyer: Saipem SpA

\$5.7 Bn



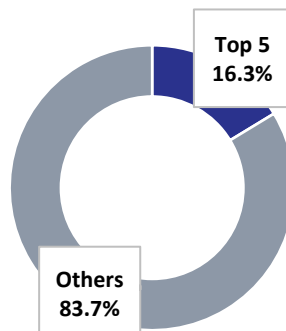
Sun Communities (USA)

Transportation

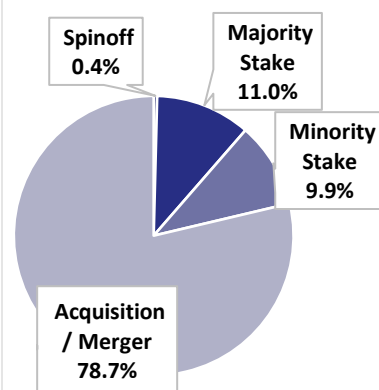
Buyer: Blackstone Corporate Private Equity

\$5.6 Bn


Top 5 Deals of Overall Value



Deals by Type of Overall Value



Regions by Deal Value



- **North America** led M&A activity with **\$72.1 Bn**, followed by **APAC** at **\$34.4 Bn**, primarily driven by deals in the **technology** and **utility** sectors
- **Europe** recorded **\$54.7 Bn** in deal value, led by the **finance** sector, while the **Middle East & Africa**, and **South America** recorded **\$3.1 Bn** and **\$4.3 Bn**, focusing on **technology** and **communication** sectors