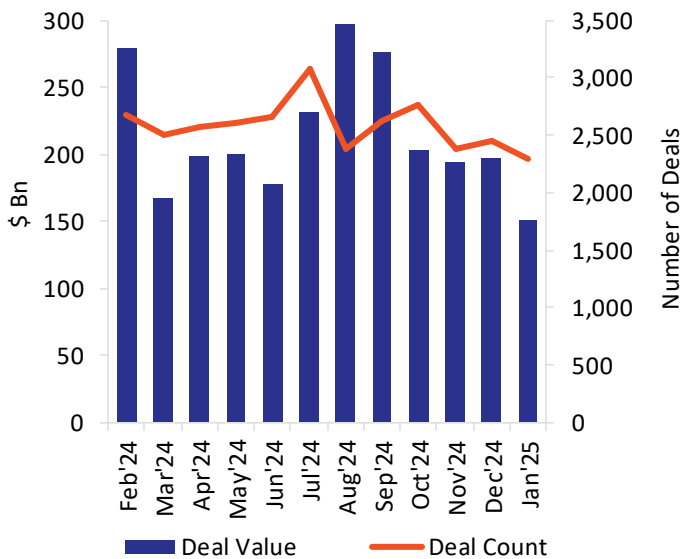


# Global M&A Activity

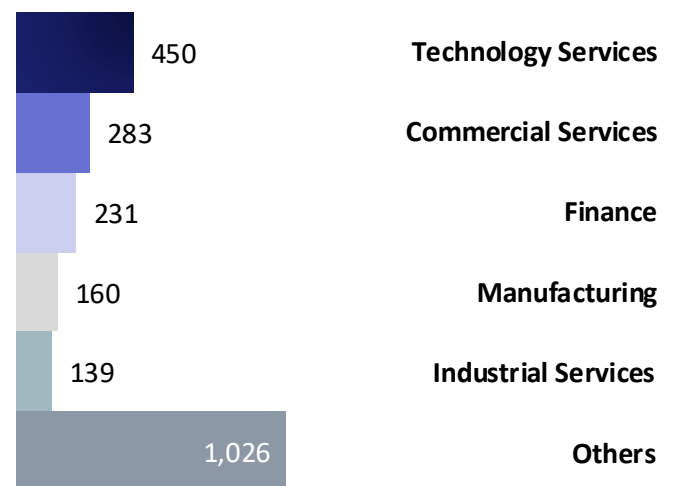
January 2025

## Global Deals by Value and by Count



## Most Active Sectors

By deal count



## Top Global Deals



### Calpine Corp. (USA)

Utilities

Buyer: Constellation Energy Corp.  
\$26.6 Bn



### Intra-Cellular Therapies, Inc. (USA)

Health Technology

Buyer: Johnson & Johnson  
\$14.6 Bn

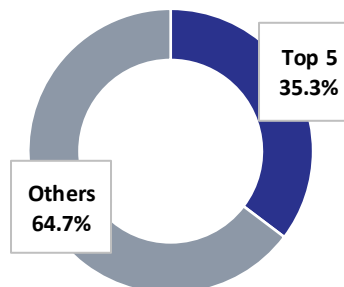


### Inari Medical, Inc. (USA)

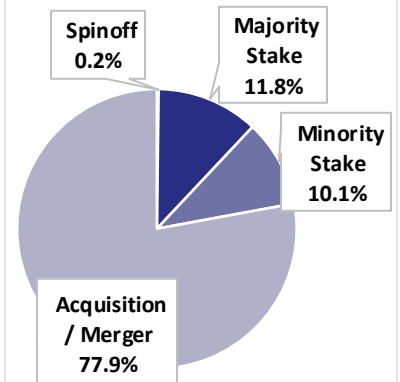
Health Technology

Buyer: Stryker Corp.  
\$4.9 Bn


## Top 5 Deals of Overall Value



## Deals by Type of Overall Value



## Regions by Deal Value



- **North America** tops M&A activity with **\$104.0 Bn**, followed by **APAC** at **\$23.2 Bn**, primarily driven by deals in **finance** and **manufacturing** sectors
- **Europe** saw **\$17.1 Bn** in deal value, led by **technology** and **manufacturing**, while the **Middle East & Africa** and **South America** recorded **\$5.9 Bn** and **\$1.0 Bn**, focusing on **finance** and **utilities**

Sources: Proprietary Financial Database, Benori Custom Research (Data is collated on a monthly basis unless stated otherwise)

\* Includes British Overseas Territory (\$40 Mn)