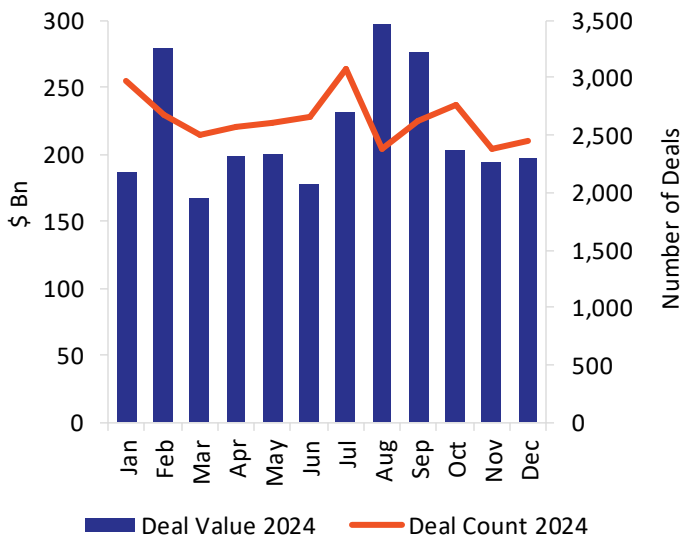


# Global M&A Activity

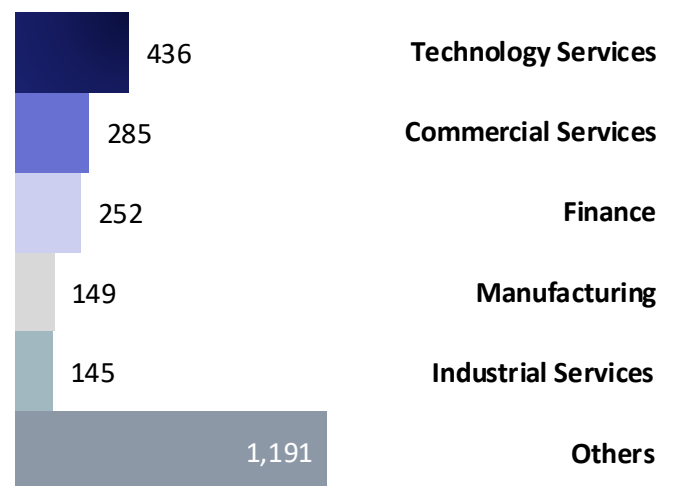
December 2024

## Global Deals by Value and by Count



## Most Active Sectors

By deal count



## Top Global Deals



### HPS Investment Partners LLC (USA)

Finance

Buyer: BlackRock, Inc.  
\$13.9 Bn



### AssuredPartners, Inc. (USA)

Finance

Buyer: Arthur J. Gallagher & Co.  
\$13.4 Bn

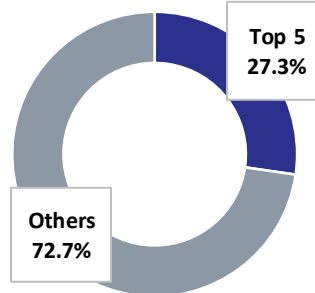


### Interpublic Group of Cos., Inc. (USA)

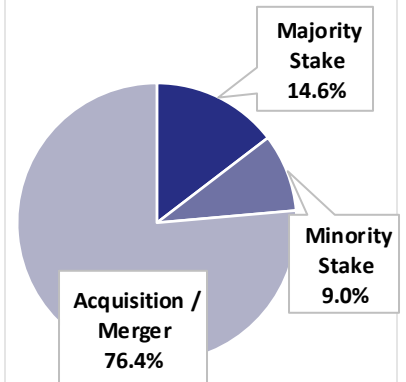
Commercial Services

Buyer: Omnicom Group, Inc.  
\$13.2 Bn


## Top 5 Deals of Overall Value



## Deals by Type of Overall Value



## Regions by Deal Value



- **North America** tops M&A activity with **\$96.9 Bn**, followed by **APAC at \$50.6 Bn**, primarily driven by deals in **finance** and **consumer services** sectors
- **Europe** saw **\$38.8 Bn** in deal value, led by **industrial services** and **transportation**, while **the Middle East & Africa** and **South America** recorded **\$7.7 Bn** and **\$3.5 Bn**, focusing on **consumer durables** and **consumer services**

Sources: Proprietary Financial Database, Benori Custom Research (Data is collated on a monthly basis unless stated otherwise)

\* Includes British Overseas Territory (\$8.2 Bn)