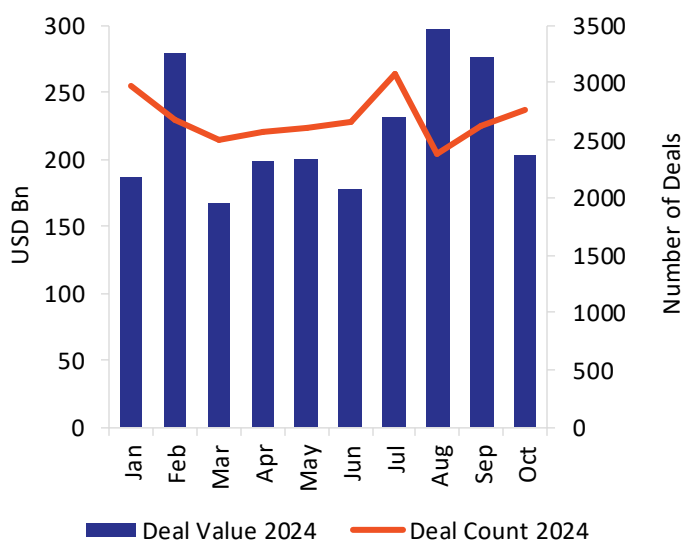


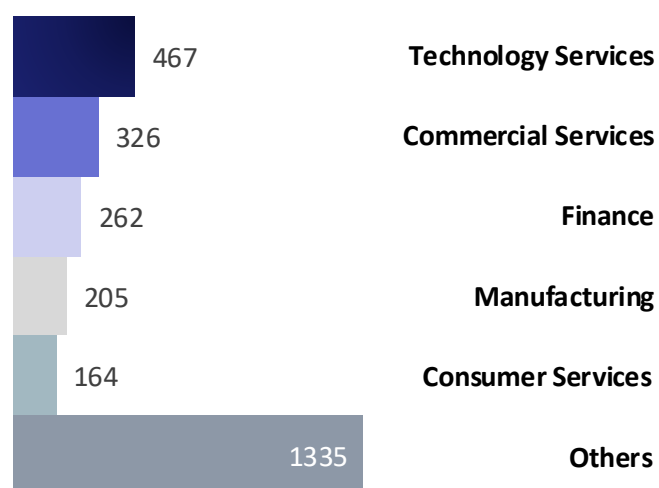
Global M&A Activity

Global Deals by Value and by Count



Most Active Sectors

By deal count



Top Global Deals



Nord Anglia Education (UK)

Consumer Services

Buyer: CPPIB, EQT, Neuberger Berman
\$14.5 Bn



Paramount Global (USA)

Consumer Services

Buyer: Clayton Dubilier & Rice LLC
\$13.5 Bn

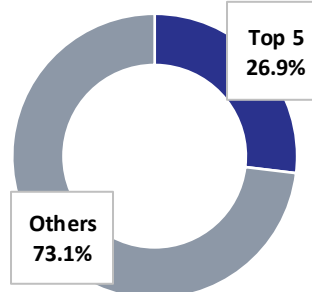


Altair Engineering (USA)

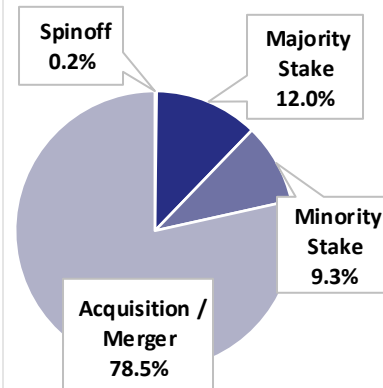
Technology Services

Buyer: Siemens AG
\$10.6 Bn

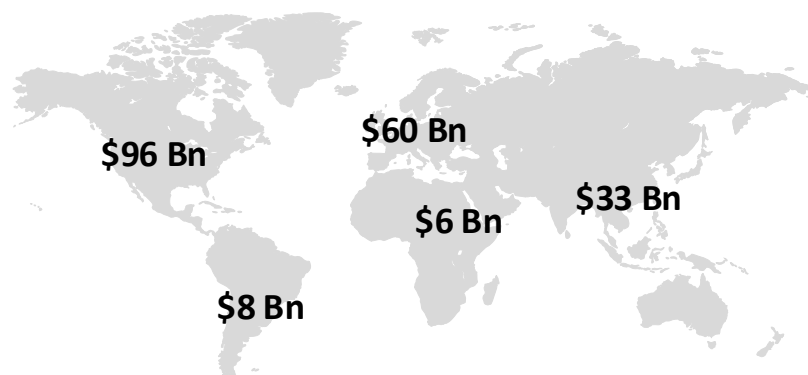
Top 5 Deals of Overall Value



Deals by Type of Overall Value



Regions by Deal Value



- **North America** tops M&A activity with **\$96.7 Bn**, closely followed by **Europe** at **\$59.8 Bn**, primarily driven by deals in **technology** and **consumer services** sectors
- **Asia-Pacific** saw **\$32.7 Bn** in deal value, led by **technology** and **commercial services**, while **South America** and **the Middle East & Africa** recorded **\$8.2 Bn** and **\$5.8 Bn**, focusing on **non-energy minerals (metals)** and **finance**